


Internorm Stil



Detailed product information can be found on www.bopla.de



- 2 heights
- 3 widths
- 5 depths
- With or without integrated ventilation
- Tower enclosure in 2 sizes
- Internorm Stil is based on the Interzoll-Modul subrack programme - this also applies to the range of Interzoll Modul accessories

Colour:

White aluminium, similar to RAL 9006 and anthracite grey, similar to RAL 7016

Protection class:

IP 20/DIN EN 60529

Enclosure material:

Profiles: Al Mg Si 0.5, anodised. Covers: diecast aluminium. Front handles/flanges: diecast aluminium. Side panels, cover and side plates: passivated aluminium.


Modern 19" enclosure with optimal ventilation



Internorm Stil is compatible with the accessory components and profiles in the Interzoll Modul product range.



All profiles for bus or connector technology can be displaced in height by 15 mm.



Use of the earthing set can improve electronic through-plating.



The ventilation process can additionally be optimised by the use of accessories such as air filters and partitions.



The standard enclosure design offers good EMC characteristics, which can be upgraded by the use of optional EMC components.



FBGR/INS



AGR/INS

The side-mounted strap handle, tip-up or carrying handles (available as accessories) make it easy to transport the enclosure.



AF1/INS

STA1/INS

The enclosure can be fitted with tip-up and stacking feet, depending on the application.



As an option, front handles or 19" flanges can be fitted to the enclosure instead of covers.

Internorm Stil | without ventilation



Enclosures without ventilation, 3 U

Model	Order no.	A	B	C	a1	b1	c1	U	HP
INS 24340	85024341	132,55	235,54	255,5	112,35	213,94	235,5	3	42
INS 24360	85024361	132,55	342,02	255,5	112,35	320,62	235,5	3	63
INS 24380	85024381	132,55	448,7	255,5	112,35	427,3	235,5	3	84
INS 30340	85030341	132,55	235,54	315,5	112,35	213,94	295,5	3	42
INS 30360	85030361	132,55	342,02	315,5	112,35	320,62	295,5	3	63
INS 30380	85030381	132,55	448,7	315,5	112,35	427,3	295,5	3	84
INS 36360	85036361	132,55	342,02	375,5	112,35	320,62	355,5	3	63
INS 36380	85036381	132,55	448,7	375,5	112,35	427,3	355,5	3	84
INS 42380	85042381	132,55	448,7	435,5	112,35	427,3	415,5	3	84
INS 48380	85048381	132,55	448,7	495,5	112,35	427,3	475,5	3	84

Scope of delivery: 2 side panels, 3 front profiles, 1 HGS front profile, 4 covers, 1 cover plate, 1 baseplate with ventilation, 2 side panel coverings, 4 enclosure feet and mounting material

Note: Installation acc. to DIN IEC 60297-3-101




Enclosures without ventilation, 6 U

Model	Order no.	A	B	C	a1	b1	c1	U	HP
INS 30640	85030641	265,9	235,54	315,5	245,69	213,94	295,5	6	42
INS 30660	85030661	265,9	342,02	315,5	245,69	320,62	295,5	6	63
INS 30680	85030681	265,9	448,7	315,5	245,69	427,3	295,5	6	84
INS 36640	85036641	265,9	235,54	375,5	245,69	213,94	355,5	6	42
INS 36660	85036661	265,9	342,02	375,5	245,69	320,62	355,5	6	63
INS 36680	85036681	265,9	448,7	375,5	245,69	427,3	355,5	6	84
INS 42680	85042681	265,9	448,7	435,5	245,69	427,3	415,5	6	84
INS 48680	85048681	265,9	448,7	495,5	245,69	427,3	475,5	6	84

Scope of delivery: 2 side panels, 2 front profiles, 2 HGS front profiles, 4 covers, 1 cover plate, 1 baseplate with ventilation, 2 side panel coverings, 4 enclosure feet and mounting material

Note: Installation acc. to DIN IEC 60297-3-101



Z-2903302

Internorm Stil | with ventilation

Enclosures with integrated ventilation, 3 U, each above and below with additional 0.5 U for the ventilation sections



Model	Order no.	A	B	C	a1	b1	c1	U	HP
INS 24340-L	85024342	177	235,54	255,5	112,35	213,94	235,5	3	42
INS 24360-L	85024362	177	342,02	255,5	112,35	320,62	235,5	3	63
INS 24380-L	85024382	177	448,7	255,5	112,35	427,3	235,5	3	84
INS 30340-L	85030342	177	235,54	315,5	112,35	213,94	295,5	3	42
INS 30360-L	85030362	177	342,02	315,5	112,35	320,62	295,5	3	63
INS 30380-L	85030382	177	448,7	315,5	112,35	427,3	295,5	3	84
INS 36340-L	85036342	177	235,54	375,5	112,35	213,94	355,5	3	42
INS 36360-L	85036362	177	342,02	375,5	112,35	320,62	355,5	3	63
INS 36380-L	85036382	177	448,7	375,5	112,35	427,3	355,5	3	84
INS 42380-L	85042382	177	448,7	435,5	112,35	427,3	415,5	3	84

Scope of delivery: 2 side panels, 3 front profiles, 1 HGS front profile, 4 covers, 2 cover plates with ventilation, 2 side panel coverings, 2 filter strips, 4 enclosure feet and mounting material

Note: Installation acc. to DIN IEC 60297-3-101

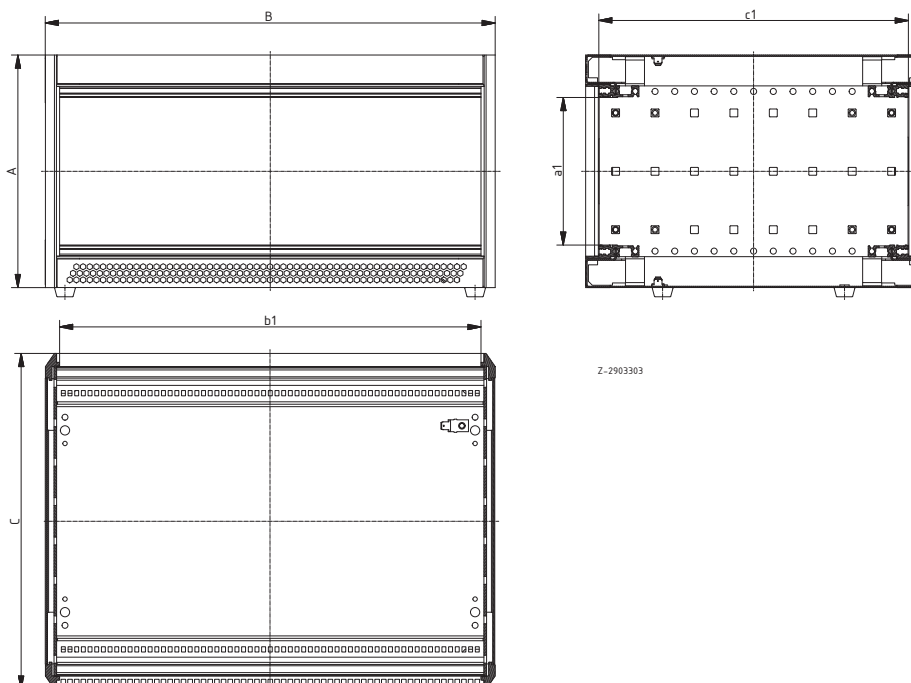
Enclosures with integrated ventilation, 6 U, each above and below with additional 0.5 U for the ventilation sections



Model	Order no.	A	B	C	a1	b1	c1	U	HP
INS 30640-L	85030642	310,35	235,54	315,5	245,69	213,94	295,5	6	42
INS 30660-L	85030662	310,35	342,02	315,5	245,69	320,62	295,5	6	63
INS 30680-L	85030682	310,35	448,7	315,5	245,69	427,3	295,5	6	84
INS 36640-L	85036642	310,35	235,54	375,5	245,69	213,94	355,5	6	42
INS 36660-L	85036662	310,35	342,02	375,5	245,69	320,62	355,5	6	63
INS 36680-L	85036682	310,35	448,7	375,5	245,69	427,3	355,5	6	84
INS 42680-L	85042682	310,35	448,7	435,5	245,69	427,3	415,5	6	84
INS 48680-L	85048682	310,35	448,7	495,5	245,69	427,3	475,5	6	84

Scope of delivery: 2 side panels, 2 front profiles, 2 HGS front profiles, 4 covers, 2 cover plates with ventilation, 2 side panel coverings, 2 filter strips, 4 enclosure feet and mounting material

Note: Installation acc. to DIN IEC 60297-3-101



Internorm Stil | Tower enclosure / mounting material



Tower enclosure without ventilation, 3 / 4 U

Model	Order no.	A	B	C	a1	b1	c1	U	HP
INS 48380 V	85048384	132,55	448,7	495,5	112,35	427,3	475,5	3	84
INS 48480 V	85048484	177	448,7	495,5	156,8	427,3	475,5	4	84

Scope of delivery: 2 side panels, 4 front profiles, 2 front covers, 2 rear trims, 1 top cover, 2 side cover plates with earthing connections, 2 enclosure feet and mounting material

Note: Installation acc. to DIN IEC 60297-3-101. For dimension assignment, see INS 3 U.



Fixing screws for additionally fitted profiles

Model	Order no.	Note
BFS/INS 0100	86050100	SHR Z M 4x14-SO, toothed, countersink cone, galvanised steel, torx 20

Scope of delivery: 20 screws



Shorter fitting screws for profiles (if a card guide is screwed to slot 1)

Model	Order no.	Note
BFS/INS 0200	86050200	SHR Z M 4x10-SO, toothed, countersink cone, galvanised steel, torx 20

Scope of delivery: 20 screws



Fitting screws for cover plates and mounting panels

Model	Order no.	Note
BFS/INS 0300	86050300	SHR S M 4x8-SO, anodised steel, torx 20

Scope of delivery: 20 screws

Internorm Stil | Accessories

Strap handles made of plastic-coated spring steel, anthracite grey, incl. lateral trim

Model	Order no.	Note
FBGR/INS 24300	86051324	For INS 243..
FBGR/INS 30300	86051330	For INS 303..
FBGR/INS 36300	86051336	For INS 363..
FBGR/INS 42300	86051342	For INS 423..
FBGR/INS 48300	86051348	For INS 483..

Scope of delivery: 1 handle including lateral trim and mounting material

Note: No mechanical processing required when retrofitted to INS enclosures (3 U). Max. supporting load approx. 20 kg.



Tip-up handle for INS, 3 U, adjustable and snap-in, anthracite grey/white aluminium, powder-coated (can only be fitted in connection with SBT/INS)

Model	Order no.	Note
AGR/INS 00342	86051142	For INS ..340
AGR/INS 00363	86051163	For INS ..360
AGR/INS 00384	86051184	For INS ..380

Scope of delivery: 1 handle including mounting material, without lateral trim

Note: Can be retrofitted without mechanical processing. The handle is adjustable in 30° detent stages. Max. supporting load approx. 30 kg.



Lateral trims for AGR tip-up handle

Model	Order no.	Note
SBT/INS 24300	86059243	For INS 243..
SBT/INS 30300	86059303	For INS 303..
SBT/INS 36300	86059363	For INS 363..
SBT/INS 42300	86059423	For INS 423..
SBT/INS 48300	86059483	For INS 483..

Scope of delivery: 2 lateral trims including mounting material

Note: For use with AGR/INS.



19" flange, aluminium, anthracite grey, powder-coated, screwable in place of the cover strips

Model	Order no.	Note
FL/INS 00300	86052003	For INS ..3..
FL/INS 00300-L	86052004	For INS ..3.. -L
FL/INS 00600	86052006	For INS ..6..
FL/INS 00600-L	86052007	For INS ..6.. -L

Scope of delivery: 2 flanges



Flange with handle, aluminium, anthracite grey, powder-coated, screwable in place of the cover strips

Model	Order no.	Note
FLG/INS 00300	86051303	For INS ..3..
FLG/INS 00600	86051306	For INS ..6..
FLG/INS 00300-L	86051304	For INS ..3.. -L
FLG/INS 00600-L	86051307	For INS ..6.. -L

Scope of delivery: 2 handles



Internorm Stil | Accessories



Front handles, aluminium, anthracite grey, powder-coated, screwable in place of the cover strips

Model	Order no.	Note
FGR/INS 00300	86051003	For INS ..3..
FGR/INS 00300-L	86051004	For INS ..3.. -L
FGR/INS 00600	86051006	For INS ..6..
FGR/INS 00600-L	86051007	For INS ..6.. -L

Scope of delivery: 2 handles



Tip-up feet, collapsible, plastic, UL 94 V0, anthracite grey, non-slip

Model	Order no.
AF1/INS	86050000

Scope of delivery: 2 collapsible feet, 2 fixed feet, including mounting material

Note: For use instead of the standard feet. Max. supporting load 25 kg for each foot; max. enclosure weight 50 kg.



Plug-in stack adapter, anthracite grey (only for use with the AF1/INS tip-up foot)

Model	Order no.
STA1/INS	86050010

Scope of delivery: 4 stacking adapters

Note: For use as a stacking aid or design element. Can only be used with tip-up foot AF1/INS.



Partition, self-adhesive PE foam for sealing between rear profile and baseplate

Model	Order no.	HP	Note
RA/INS 00042	86055042	42	For INS ... 40-L
RA/INS 00063	86055063	63	For INS ... 60-L
RA/INS 00084	86055084	84	For INS ... 80-L

Scope of delivery: 1 partition

Note: Temperature range -20°C to +120°C



Support profiles for contacting between side panel and plug-in unit, uncoated aluminium

Model	Order no.	Note
TL/INS 00300	86051103	For INS ..3..
TL/INS 00600	86051106	For INS ..6..

Scope of delivery: 4 support profiles including EMC profile seals and mounting material

Note: EMC spring -FP/M can also be used instead of the textile profile seal.

Internorm Stil | Accessories

EMC springs for horizontal shielding between cover plates and side panels, stainless steel

Model	Order no.	Note
EMV-Feder-AS/INS 24000	86055124	For INS 24...
EMV-Feder-AS/INS 30000	86055130	For INS 30...
EMV-Feder-AS/INS 36000	86055136	For INS 36...
EMV-Feder-AS/INS 42000	86055142	For INS 42...
EMV-Feder-AS/INS 48000	86055148	For INS 48...

Scope of delivery: 4 EMC springs



Earthing set for earthing connection of the enclosure parts, 1.5 mm Cu lead, PVC sheathing

Model	Order no.
ES/INS	86056000

Scope of delivery: 1 lead, incl. mounting material

